

Sustainable Waste Management Services Guide



Let's sort it Bayside.

Together, we can recover more resources for a sustainable Bayside.

NEVER MISS ANOTHER COLLECTION DAY

DOWNLOAD THE BAYSIDE WASTE SERVICES APP



Available on the
App Store



ANDROID APP ON
Google play



Welcome

Dear Resident,

We all have a role to play in reducing waste.

Together we can recover more resources for a sustainable Bayside. Your support is vital to reduce the amount of waste going into landfill. You can assist by utilising the correct solutions for your waste and recycling needs. Please use this guide to help you with your household waste and recycling.

Thank you for making a positive contribution to our environment.

If you have any enquiries, please visit Council's website at **www.bayside.nsw.gov.au/waste**, contact us on 1300 581 299 and/or download the free Bayside Waste Services app.

Let's get our waste sorted Bayside.



Help us transform waste into valuable resources by putting the right thing, in the right bin.



Let's sort it Bayside.

Together, we can recover more resources for a sustainable Bayside.

Strategy

Garden
Organics

General
Waste

Recycling

Clean Up

Community
Drop Offs

Other
Initiatives

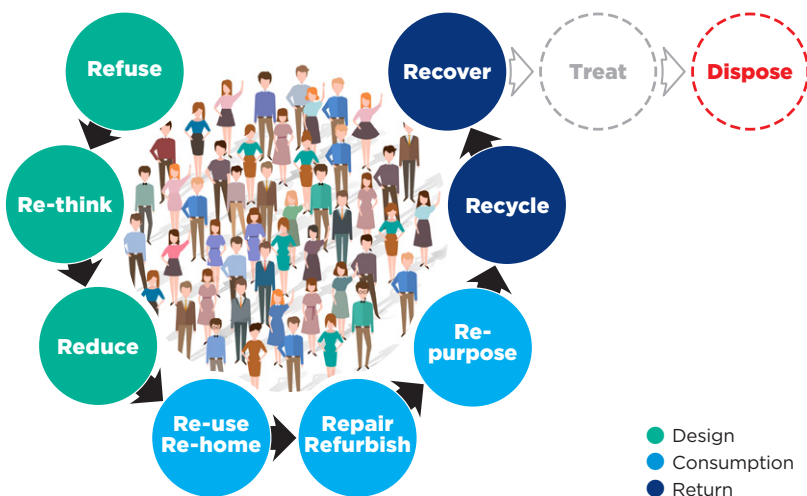
Circular Economy Model

The circular economy aims to reduce waste and maximise resources. This is achieved by moving away from the linear take-make-and-dispose approach to a more circular system.

The circular economy focuses on product design, longevity (life cycle) and renewability. It also considers a product's ability to be reused and and/or repaired, as well as resource recovery.

Council has positioned the community at the centre of the circular economy model. Through responsible citizenship and Council leadership, materials are returned to the community through initiatives and innovation.

The circular model can be easily identified as an '8R' Strategy. When the 8R circular economy model has been applied, any materials not suitable for recovery can be treated to reduce their environmental impact (e.g., medical waste) with a goal to send only a minimal amount of residual waste to be disposed at a landfill.



8R Circular Economy Strategy:

1. Refuse
2. Re-think
3. Reduce
4. Re-use / Re-home
5. Repair / Refurbish
6. Re-purpose
7. Recycle
8. Recover

How the 8R Strategy Works

HIERARCHY	STRATEGY	EXAMPLES
1. Design Smarter product design, manufacture and use	1. Refuse	Producer: design and manufacture problematic waste out. Consumer: avoid using single-use products.
	2. Re-think	Producer: redesign product to prolong use. Consumer: consider sharing the product.
	3. Reduce	Producer: increase material productivity. Consumer: choose products with longer life cycle and reduce food wastage.
2. Consumption Extend the life cycle of the product and/or it's parts	4. Re-use Re-home	Producer: increase material productivity. Consumer: donate and/or use second hand/pre-loved products.
	5. Repair Refurbish	Producer: design products so that they are repairable. Consumer: repair or reupholster items/products.
	6. Re-purpose	Producer: design products so that they can interchange parts easily and/or be used in other functions. Consumer: re-use products but with other function.
3. Return Useful application of materials	7. Recycle	Producer: provide recycling programs to 'buy-back', 'take-back', and/or 'drop-off' used products or its parts at end of life. Consumer: salvage and separate material streams to achieve highest possible value.
	8. Recover	Residual materials: left-over after following 1R-7R should be minimal, and consideration should be made for waste to energy solutions prior to landfilling.

Garden Organics Bin

The Garden Organics bin allows organic material to be collected and recycled easily.

Make sure that all garden organics is placed inside the bin with lid firmly closed and that no material is presented on top, on the side or sticking out of the bin.



Non-compliant bins may not be collected

ACCEPTED ITEMS



Small Sticks & Twigs
(max 10cm thick)



Weeds & Flowers



Leaves



Plant or Tree Trimmings



Grass Clippings

NOT ACCEPTED ITEMS



Plastic Bags & Soft Plastics



Electronics & Printer Inks



Broken Glass & Ceramics



Chemicals, Oils & Paints



Rocks & Soil



Gas Bottles



Food & Liquid Waste



Paper & Magazines



Nappies, Wipes & Towels



Polystyrene & Foam



All Types of Batteries



Building Material & Treated Wood



Medical Waste



All General Waste & Plastic

Garden Organics

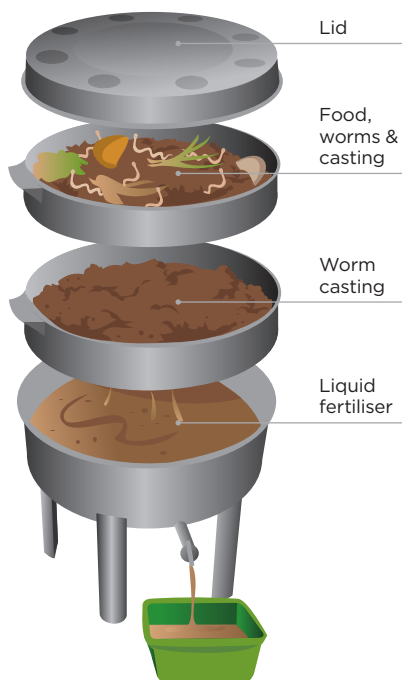
HOUSEHOLD WORM FARMING

Worms can help cut down on organic household waste. They transform your food scraps and other organic matter such as leaves and paper into nutrient-rich fertiliser. Plus, worm farms are perfect for those with limited space or no garden, making it easy to compost and enrich your soil even without a large outdoor area.

HOUSEHOLD COMPOSTING

You can turn your leftover food and garden waste into organic fertiliser for your garden. The compost will help keep moisture in your soil and suppress weed growth. Anything that was once part of a plant can be composted in a compost bin. This includes, but is not limited to all your vegetable scraps (cooked or raw), tea leaves, coffee grounds, shredded paper, and potting mix.

Mix as many of these items together as you can find and keep the whole lot moist and aerated. This will give the best results. It will take up to 10 weeks to produce good compost.



COMPOST AND WORM FARM WORKSHOPS

Bayside Council hosts compost and worm farm workshops throughout the year. To be notified about upcoming workshops or to join our mailing list, please contact the Sustainable Waste Management team at sustainablewaste@bayside.nsw.gov.au.

LIKE TO BUY?

You can buy your compost bin and worm farm from:
Bayside Garden Centre
 41 Beach Street, Kogarah
 Phone (02) 9553 7346

General Waste Bin

The red-lidded bin is sent to an advanced processing facility where the organic material (food scraps) is mechanically and biologically extracted and turned into compost.

Please make sure your bin is not overweight, the lid is closed and that you dispose of accepted items only.



**Non-compliant
bins may not be
collected**

ACCEPTED ITEMS



Plastic
Bags & Soft
Plastics



Polystyrene
& Foam



Broken
Glasses &
Ceramics



Food
Organics



Nappies, Wipes
& Paper Towels



Soiled Shoes
& Textiles

NOT ACCEPTED ITEMS



Electronics &
Printer Inks



All Types
of Batteries



Gas
Bottles



Building
Material



Rocks
& Soil



Chemicals,
Oils & Paints



Medical
Waste

For more informations head to: www.bayside.nsw.gov.au/waste

General Waste

Strategy

THE WASTE JOURNEY

Garden
Organics

**General
Waste**

Recycling

Clean Up

Community
Drop Offs

Other
Initiatives


- 1** Collected household waste is taken to Veolia's Woodlawn eco-precinct by rail and road.



- 2** The waste is loaded into a pit where a crane grapple loads the rotating drums.



- 3** Waste is combined with air and water in large rotating bio-drums to start degradation and prepare for separation.



- 4** Inorganic materials and metals are separated for recycling and recovery.




- 6** Energy is used to power over 10,000 homes. Waste heat is utilised for onsite aquaculture and horticulture.



- 5** Any residual waste is transferred to the bioreactor landfill which produces methane gas that is converted into energy and waste heat.



- 8** Three months of aerated fermentation and maturation prepares the compost for use in remediation of an old open cut mine.



- 7** The organic material is further refined and sent for composting.



Recycling Bin

We provide households with a yellow-lidded bin for recycling household items.

This gives Bayside the opportunity to breathe new life into these recyclable materials by turning them into valuable resources and diverting them from landfill.



**Non-compliant
bins may not be
collected**

ACCEPTED ITEMS



Aluminium/Steel
Cans & Foil



Steel Cans



Empty Glass
Bottles & Jars



Empty Plastic
Containers



Paper &
Cardboard

NOT ACCEPTED ITEMS



Plastic Bags &
Soft Plastics



Electronics &
Printer Inks



Broken Glass
& Ceramics



Chemicals,
Oils & Paints



Soiled Paper
& Tissues



Gas
Bottles



Garden Organics,
Food & Liquid Waste



Garden
Hoses



Clothing, Shoes
& Textile



Polystyrene
& Foam



All Types
of Batteries



Building Material
& Treated Wood



Medical
Waste



Nappies, Wipes
& Towels

Kerbside Bin Rules

The placing of incorrect materials in your collection bins is called contamination. Bins that are deemed to be contaminated by our drivers, **WILL BE TAGGED** and may be left unemptied.

Please ensure correct materials are placed in your kerbside bins.

Bins should be placed out **PRIOR TO 4:30am** on your service days, but no earlier than the day prior to your service. Bins should be returned to residents' premises on the day of your service.

Bins left in a public place beyond their service day **MAY BE** removed.

Please **DO NOT** place bins under trees, low power-lines or overhead obstructions.

If bins are obstructed by a parked car they **MAY NOT** be serviced.

Additional material beside or on top of your bin **MAY NOT** be collected.

Bin lids **MUST BE** closed completely; overfilling may result in spillages.

Bins that are overweight **WILL NOT** be serviced.

Jamming material into the bin results in blockages and the bin may only be partially emptied.



DAMAGED, MISSING BIN OR MISSED SERVICE

If your bin is damaged, stolen or has not been collected, you can report it on Council's website at **www.bayside.nsw.gov.au/waste**, the Bayside Waste Services App or call Council on 1300 581 299.

Garden Organics

General Waste

Recycling

Clean Up

Community Drop Offs

Other Initiatives

Clean Up Service

The clean-up week in your zone will take place from 6am from the day specified on your waste calendar, Council's website, the Bayside Waste Services App or by calling Council on 1300 581 299. Please follow guidelines to ensure your waste is compliant for removal.

RULES

DO NOT PRESENT earlier than Saturday or later than Sunday before your scheduled collection dates or the day before a paid additional clean up service. It will be treated as illegally dumped material.

3 CUBIC METRES PER HOUSEHOLD (one box trailer load) **only** will be collected. Any extra waste may be deemed as over-presentation and you will have 48 hours to arrange for its removal. If not removed, it will be treated as illegally dumped material and may incur a fine. All waste must be able to be lifted safely by two people.

NEAT AND CORRECT PLACEMENT of waste may be enforced. Place waste neatly on outer edge of nature strip in front of your property or in the bulky waste room/space available in your multi-unit complex.

DO NOT PLACE material in rear lane ways, in gutters or garden islands. Otherwise, it will be treated as illegally dumped material and may incur a fine.

DO NOT BLOCK pedestrian or vehicular access.

BAG OR BOX all loose and small waste to prevent the potential for wind-blown littering.

BAG, BOX OR TIE green waste and remove spiky thorns.

SEPARATE PILES including mattresses, white goods, metals, e-waste to assist with a more efficient collection service.

LARGE MULTI-UNIT BLOCKS may have a different presentation area on site. Please refer to your building manager for details.



Example of placement of materials on nature strip.

Scheduled Clean Up

You are entitled to **4 scheduled clean ups** throughout the year of ≤ 3 cubic metres to be placed neatly in front of your home or on-site (at specific unit blocks), no earlier than 48 hours prior or up to your specified collection date.

ACCEPTABLE MATERIAL

- ✓ E-Waste that **does not contain batteries**
- ✓ General household items/ furniture
- ✓ Two (2) mattresses
- ✓ Green waste: bundled/tied/ bagged
- ✓ Small amounts of carpet: rolled/tied
- ✓ Fence palings: remove nails
- ✓ Doors: remove locks and hinges
- ✓ White goods: detach doors



NON-ACCEPTABLE MATERIAL

- ✗ No batteries or items that contain batteries
- ✗ No glass or mirrors
- ✗ No fibro or asbestos
- ✗ No spiky green waste
- ✗ No gas bottles or fire extinguishers
- ✗ No liquids, chemicals or paint
- ✗ No heavy items (2 person lift)
- ✗ No industrial and commercial waste
- ✗ No food waste
- ✗ No branches >30cm wide or >1m long
- ✗ No sawdust, soil or sand
- ✗ No fibreglass or insulation
- ✗ No demolition material
- ✗ No car parts
- ✗ No tyres
- ✗ No material placed out after the street has been cleared.

For more information about your clean up service including clean up dates and correct presentation, refer to Council's website, the Bayside Waste Services App or call Council on 1300 581 299.

Council waste regulation officers are on patrol for illegal dumpers. Fines apply. If you witness illegal dumping contact Council via the website at www.bayside.nsw.gov.au/waste, the Bayside Waste Services App or call us on 1300 581 29.

Strategy

Garden Organics

General Waste

Recycling

Clean Up

Community Drop Offs

Other Initiatives

Paid Additional Clean Up

To arrange a paid additional clean up service please call Council's Customer Service Centre on 1300 581 299. Please specify the amount and type of waste to be presented and a Customer Service Officer will arrange a mutually suitable booking time for collection.

Please contact Council by Thursday 12pm (noon) to arrange a paid collection service on a particular Friday that is amicably suitable.

For paid clean up fees and charges please scan the QR code on the back of this Guide, refer to **www.bayside.nsw.gov.au/waste**, the Bayside Waste Services App or call us on 1300 581 299.



COMPLIANCE

- ▶ **DO NOT PRESENT** earlier than the day before collection. Otherwise, it will be treated as illegally dumped material. Penalties may apply.
- ▶ **NEAT AND CORRECT PLACEMENT** of waste may be enforced. Place waste neatly on outer edge of nature strip in front of your property.
- ▶ **DO NOT PLACE** material in rear lane ways, in gutters or garden islands.
- ▶ **DO NOT BLOCK** pedestrian/vehicular access. Penalties apply.
- ▶ **BAG OR BOX** all loose and small waste to prevent the potential for wind-blown littering.
- ▶ **BAG, BOX OR TIE** green waste and remove any spiky thorns.

Paid Additional Clean Up

RESIDENTS PAID DROP OFF AT BINGO FACILITIES

In September 2020, Council entered into a contract with BINGO Waste Services, allowing residents to drop off specific general household waste material at their Alexandria and Mortdale facilities at a reduced rate. Please find the location details and operating hours below.

A photo ID and copy of residency is mandatory.

BINGO Industries charges Bayside residents \$350 + GST per tonne for mixed waste. For loads under 1 tonne, a minimum fee is applicable. Please check with your local BINGO facility for specific details and any further information.



OPENING HOURS

Alexandria

76 Burrows Road

Monday to Friday 6am to 10pm

Saturday 7am to 1pm

Mortdale

20 Hearne Street

Monday to Friday 6:30am to 4pm

Saturday 7:30am to 1pm

For more locations visit the BINGO website at:

www.bingoindustries.com.au/contact-us



Strategy

Garden
Organics

General
Waste

Recycling

Clean Up

Community
Drop Offs

Other
Initiatives

Recycling Drop Offs

Council currently holds 22 events per year for Bayside residents and accept a wide range of recyclable material. Refer to your waste calendar, Council's website at www.bayside.nsw.gov.au/waste, the Bayside Waste Services App or call Council on 1300 581 299.

ITEMS ACCEPTED

- ✓ Metals/Whitegoods: items from households that cannot be reused
- ✓ Electronic waste: any battery operated and electronic items (anything with a power cable)
- ✓ Green waste: branches must be bundled and tied, no thicker than 30cm and no longer than 1m
- ✓ Mattresses (max 2)
- ✓ Empty LPG bottles (max 2)
- ✓ Ink toner cartridges
- ✓ X-ray films
- ✓ Expanded polystyrene
- ✓ Car tyres (max 2)
- ✓ Motor oils (<10L)
- ✓ Flattened cardboard
- ✓ All batteries
- ✓ Clothing (re-usable)
- ✓ Fluorescent light globes
- ✓ Plastic writing instruments
- ✓ Plastic plant pots (PP5)
- ✓ Bicycles and scooters

No other waste is accepted.

Please make sure to provide evidence that you live within Bayside Council.

There is a limit of 3 cubic metres or a box trailer equivalent per household for each event.

ITEMS NOT ACCEPTED


- ✗ BBQs
- ✗ Smoke detectors
- ✗ X-ray machines
- ✗ Chemical and hazardous waste including paint and fuel
- ✗ Petrol/Diesel
- ✗ General waste



Recycling Drop Offs

You can find out up to date details about these Recycling Drop Off events on the latest version of your waste calendar. You can also access this information at www.bayside.nsw.gov.au/waste, on the Bayside Waste Services App or call Council on 1300 581 299.

Waste Services Calendar



March

30	31					
2	3	4	5	6	7	8
9	10	11	12	13	14	15
16	17	18	19	20	21	22
23	24	25	26	27	28	29

April

		1	2	3	4	5
6	7	8	9	10	11	12
13	14	15	16	17	18	19
20	21	22	23	24	25	26
27	28	29	30			

May

4	5	6	7	8	9	10
11	12	13	14	15	16	17
18	19	20	21	22	23	24
25	26	27	28	29	30	31

June

1	2	3	4	5	6	7
8	9	10	11	12	13	14
15	16	17	18	19	20	21
22	23	24	25	26	27	28
29	30					

July

		1	2	3	4	5
6	7	8	9	10	11	12
13	14	15	16	17	18	19
20	21	22	23	24	25	26
27	28	29	30	31		

August

31						
3	4	5	6	7	8	9
10	11	12	13	14	15	16
17	18	19	20	21	22	23
24	25	26	27	28	29	30

September

		1	2	3	4	5
6	7	8	9	10	11	12
13	14	15	16	17	18	19
20	21	22	23	24	25	26
27	28	29	30	31		

October

7	8	9	10	11	12	13
14	15	16	17	18	19	20
21	22	23	24	25	26	27
28	29	30	31			


November




30						
2	3	4	5	6	7	8
9	10	11	12	13	14	15
16	17	18	19	20	21	22
23	24	25	26	27	28	29

December


		1	2	3	4	5
6	7	8	9	10	11	12
13	14	15	16	17	18	19
20	21	22	23	24	25	26
27	28	29	30	31		


Waste Regulation
Officers are on patrol for illegal dumpers. Fines apply.
If you witness illegal dumping, please contact us via the Waste App or phone.




-  Recycling Drop Off Event @ Bexley Depot (8am – 3pm)
-  Recycling Drop Off Event @ Botany Depot (8am – 3pm)
-  Your scheduled Clean Up:

Mon 31 March
Mon 7 July
Mon 29 September

 Recy & General Waste Collection

 Garden Organic & General Waste Collection

 **UNIT / APARTMENT**
E 21 MD-FRI/TUE-B

1300 581 299
bayside.nsw.gov.au

BEXLEY DEPOT

**10-14 Rye Avenue
Bexley**

On a selected Saturday
8:00am – 3:00pm

BOTANY DEPOT

**Corner Pemberton
and Clevedon Streets
Botany**

On a selected Saturday
8:00am – 3:00pm

Example
of a
calendar.



Strategy

Garden
Organics

General
Waste

Recycling

Clean Up

Community
Drop Offs

Other
Initiatives

Clothing Recycling

Council will accept your clothing at the community recycling drop off events at Council's Bexley and Botany depots. These items will be re-used or recycled.

These drop off event dates are also available on Council's website at **www.bayside.nsw.gov.au/waste**, the Bayside Waste Services App or by calling Customer Service on 1300 581 299.

Alternatively, you can donate them at the nearest charity or Op Shop.



BEXLEY DEPOT

**10-14 Rye Avenue
Bexley**

On a selected Saturday
8:00am - 3:00pm



BOTANY DEPOT

**Corner Pemberton and
Clevedon Streets, Botany**

On a selected Saturday
8:00am - 3:00pm

Household Chemicals

NSW EPA DROP OFF SERVICES

It can be dangerous to throw away household chemicals in your garbage bin, down drains, toilets or sinks.

Chemicals and pesticides can harm our environment and our health. It is important to make sure that household chemicals are disposed of safely.

Clean out your household's chemical clutter the right way. The safest way to dispose of potentially hazardous household chemicals is through the Household Chemical CleanOut.

It is a **FREE SERVICE** for the safe disposal of a range of common household chemicals, many of which could cause harm if not disposed of correctly.

The NSW EPA conducts monthly drop offs for unwanted chemicals you have around the house. You can deliver up to 20kg or 20L of materials which may include solvents, fluorescent globes/tubes, car batteries, motor oils, paint, gas bottles, fire extinguishers, and pool chemicals.

To find out about this free service, please call 131 555 or visit www.cleanout.com.au



Household
Chemical CleanOut



Community
Recycling Centres



Medical Sharps

Council has a **FREE DISPOSAL** program. Please ensure that all sharps are secured in an appropriate sharps bin container.

ARNCLIFFE

Arncliffe Station Pharmacy, 17 Firth Street	9567 1554
Nile Compounding Pharmacy, 5 Firth Street	9597 5990

BANKSIA

Banksia Pharmacy, 25 Railway Street	9567 1470
-------------------------------------	-----------

BARDWELL PARK

Bardwell Park Pharmacy, 12 Hartill-Law Avenue	9567 1978
---	-----------

BEXLEY

St George Pharmacy Plus, 481 Forest Road	9567 3033
--	-----------

BEXLEY NORTH

McFarland's Pharmacy, 19 Shaw Street	9150 5560
Terry White Chemmart, 8-20 Sarsfield Circuit	9150 5541

BOTANY

Chemist Warehouse, 1124 Botany Road	9316 8625
Kennedy's Pharmacy, 1417 Botany Road	9316 6086

CARLTON

Carlton Railway Pharmacy, 36 Carlton Parade	9587 5515
---	-----------

EASTGARDENS

Priceline Pharmacy (Westfield), 152 Bunnerong Road	9349 7700
--	-----------

EASTLAKES

Eastlakes Wholelife Pharmacy, 7/16D Evans Place	9667 1197
---	-----------

KINGSGROVE

Blue Cross Pharmacy, 3/322 Kingsgrove Road	9554 9002
Cincotta Chemist, 278-280 Kingsgrove Road	9150 9553

KOGARAH

Zainab's Pharmacy, 1 Queen Victoria Street	9587 5814
--	-----------

MASCOT

Cincotta Discount Chemist, 944-946 Botany Road	9667 4183
--	-----------

RAMSGATE

Day & Night Chemist, 328 Rocky Point Road	9529 6399
Eddies Pharmacy, 211B Ramsgate Road	9529 3367
The Centre Pharmacy, 183A Ramsgate Road	9529 8728

ROCKDALE

Chemist Hub, 496 Princes Highway	9567 2632
Rockdale Compounding Pharmacy, 487 Princes Highway	9567 3404

SANS SOUCI

Dolls Point Pharmacy, 6/524-544 Rocky Point Road	9529 8696
--	-----------

WOLLI CREEK

Discover Pharmacy, Suite 7/6 Discovery Point Place	8068 9493
--	-----------

Container Deposit

Did You Know... You can make money from beverage containers? Most 150ml to 3-litre beverage containers are eligible for a 10-cent refund provided they are made from glass, plastic, aluminium, steel or liquid paperboard.

CONTAINERS NEED TO:

- ✓ Be empty.
- ✓ Be uncrushed.
- ✓ Be unbroken.
- ✓ Have the original label intact.



CONTAINERS NOT ELIGIBLE for a 10-cent refund include:

- ✗ Plain milk (or milk substitutes).
- ✗ 1 litre or more of: flavoured milk, pure juice, wine and water casks.
- ✗ Wine and spirits in glass containers.
- ✗ Wine sachets of 250 millilitres or more.
- ✗ Cordials and concentrated fruit/vegetable juices.
- ✗ Registered health tonics.



NEAREST RETURN POINTS

Take your empty containers to a collection point. An interactive map is available online at www.returnandearn.org.au so you can identify the ones nearest to you.

Strategy

Garden
Organics

General
Waste

Recycling

Clean Up

Community
Drop Offs

Other
Initiatives

Safe Disposal of Batteries



All batteries can pose a fire hazard in garbage and recycling trucks, potentially endangering the lives of staff and the community. Bayside Council has experienced several incidents in collection vehicles across different waste streams, including bins and bulky household waste.

To address these risks, Bayside Council is increasing community awareness, providing education, and extensively training staff to quickly identify and safely handle fire hazards caused by batteries. This is crucial to minimise environmental damage, property loss, and potential harm to people and animals.

To help prevent these dangerous situations, we ask that you avoid placing batteries in your domestic waste and recycling bins or in clean up piles. Instead, you can easily recycle your unwanted or used batteries at one of our 22 annual Recycling Drop Off events or at other suitable drop-off points throughout NSW.

To find out more about Council's Recycling Drop Off events, check this waste guide under the 'Recycling Drop Offs' section, or visit Council's website at **www.bayside.nsw.gov.au/waste**, the Bayside Waste Services App, or contact Council on 1300 581 299.

Alternatively, you can find your nearest battery recycling drop-off point by visiting **www.bcycle.com.au** and click on 'Find a Drop Off'.

Fire Hazards Caused by Batteries

Take charge.



Keep batteries out of bins and clean-up!

Waste Programs

LITTERING AND ILLEGAL DUMPING

To report litter or illegal dumping contact Council via the website at **www.bayside.nsw.gov.au/waste**, the Bayside Waste Services App, or by calling Customer Service on 1300 581 299.

Bayside Council is developing a long-term Litter & Illegal Dumping Prevention Strategy, supported by NSW Government funding. This will guide local actions to reduce waste, prevent dumping, and contribute to state litter reduction targets.



ILLEGAL DUMPING AWARENESS PROGRAMS

After the successful smart solar CCTV trailer trial period, Council continues to use mobile CCTV trailers in illegal dumping hotspot locations.

This program aims to increase surveillance of hotspot locations, reduce incidents and create community awareness.

The CCTV trailers are complemented by an illegal dumping awareness program which includes mailbox drops, community engagement, signage, regular patrols and incident investigations.

Strategy

Garden
Organics

General
Waste

Recycling

Clean Up

Community
Drop Offs

Other
Initiatives

Close the Loop

RE-HOMING DONATED ITEMS

Bayside Council has an agreement with the Bower Reuse & Repairs Centres.

You can donate household goods to the Bower, which will either be resold to the community at a low cost, or they will be received by people in need via their 'house to home program'. Please check their web page to find out about the acceptable material.

If they cannot accept or accommodate your donations you can check their reuse database for alternate options.

<https://bower.org.au/collections>



The Bower's in-house repairers have been repairing electronic appliances and furniture for 10 years and want to share their expertise with the community.

You can also attend or participate in the repair workshops (no prior skills are required as experienced facilitators will guide you through) or use their repair services, with details located on their website.



Repair Old Bikes

Bayside Council currently holds 22 Recycling Drop Off events per year for Bayside residents.

Bayside Council has partnered with Revolve ReCYCLING as a collection point for unwanted, damaged or unusable bicycles, e-bikes and scooters.

Revolve ReCYCLING located in Alexandria, Sydney specialises in diverting old rides like bicycles, e-bikes, scooters and all other Personal Transport Vehicles (PTVs) from landfill by giving them new life, either by sending them off to be repaired and redeployed or recycled for parts. Revolve ReCYCLING is the first platform in Australia to help riders, bike shops, PTV fleet operators and importers give new life to old rides.

Expert mechanics recondition the redeployed bicycles, ensuring durability and safety. These high-quality bikes, sourced from well-known brands, are sold to the public at an affordable and competitive price.

To find out more about the Revolve ReCYCLING program head over to their website at **<https://revolverecycling.net/about-us>**



HOW CAN BAYSIDE RESIDENTS HELP?

Residents can keep the wheels of the circular economy turning by saving their old bikes from landfill and dropping them off at one of our Community Recycling Drop Off Events.

To find out more about Council's Recycling Drop Off events including dates and accepted and non-accepted materials, check this waste guide under the 'Recycling Drop Offs' section, or visit Council website at **www.bayside.nsw.gov.au/waste**, the Bayside Waste Services App, or call Council's Customer Service on 1300 581 299.

Strategy

Garden
Organics

General
Waste

Recycling

Clean Up

Community
Drop Offs

Other
Initiatives

Waste Education

SCHOOLS PROGRAM

Bayside Council works with specialist waste educators to deliver waste education programs in our primary schools. This initiative aims to teach students about responsible waste management, recycling practices, and environmental sustainability.

Council also provides compost and worm farming demonstrations to childcare centres as well as to the wider adult community.

If you're interested in receiving waste education workshops, please reach out contact the waste education team via email at sustainablewaste@bayside.nsw.gov.au

These initiatives ensure a comprehensive approach to environmental education across all age groups in our community.



COMMUNITY EDUCATION INITIATIVES

Each year Bayside Council promotes waste and recycling education at different community events, fairs and information sessions. This may include new innovative trials, community gardens, reuse and re-purpose workshops and volunteer clean up events.

Bayside staff look forward to seeing you at the next event!

Waste Education

SUSTAINABLE FASHION EVENTS

Bayside Council hosts various sustainable fashion events including clothes swaps and repair workshops. These events unite the community to reduce textile waste and champion sustainable fashion.



COMPOST AND WORM FARMING WORKSHOPS

Bayside Council holds hands-on workshops, where residents learn the essentials of composting and worm farming, enhancing garden productivity while reducing waste.

COMMUNITY CLEAN UP EVENTS

Bayside Council proudly supports its residents and local businesses throughout the year that register clean up events through Clean Up Australia Day www.cleanup.org.au/cleanupaustaliaday. These events are dedicated to keeping our community and waterways free of litter.



Strategy

Garden Organics

General Waste

Recycling

Clean Up

Community Drop Offs

Other Initiatives



To find out more:



Visit our website at
bayside.nsw.gov.au/waste



Download the
Bayside Waste Services App



Call Customer Service on
1300 581 299 or 02 9562 1666



Bayside Customer Service Centres

Rockdale Library, 444-446 Princes Highway, Rockdale
Westfield Eastgardens, 152 Bunnerong Road, Eastgardens

Let's sort it Bayside.

Together, we can recover more resources for a sustainable Bayside.